






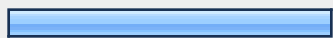
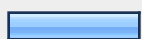

Assessing Current and Future Ministry Needs

1. "I am a...": (Please choose all that apply)			
		Response Percent	Response Count
Pastor		70.4%	162
Lay Pastor		7.8%	18
Church Leader		19.1%	44
Association Leadership (which would include moderator, clerk, treasurer, council member, etc)		16.1%	37
Feel free to elaborate if you wish...			49
		<i>answered question</i>	230
		<i>skipped question</i>	2


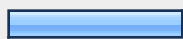



2. How many ACTIVE members/adherents (that is, people who participate regularly in the life of the church) do you have in your church or in each of your churches in a multi-church field? [Note: If you are in a solo church, you will just fill in the number corresponding to your current active church membership in the first column and ignore the other columns. If you are involved in a field of churches, omit the first column and use columns 2-6, depending on the number of churches in the field.]

	Solo church	First church in the field	Second church	Third church	Fourth church	Fifth church	Response Count
1-25	52.0% (26)	20.0% (10)	44.0% (22)	14.0% (7)	4.0% (2)	0.0% (0)	50
26-50	73.2% (30)	22.0% (9)	9.8% (4)	0.0% (0)	0.0% (0)	0.0% (0)	41
51-75	80.0% (36)	15.6% (7)	4.4% (2)	2.2% (1)	0.0% (0)	0.0% (0)	45
76-100	88.9% (24)	7.4% (2)	3.7% (1)	0.0% (0)	0.0% (0)	0.0% (0)	27
101-150	90.9% (30)	6.1% (2)	3.0% (1)	0.0% (0)	0.0% (0)	0.0% (0)	33
151-200	100.0% (17)	0.0% (0)	0.0% (0)	0.0% (0)	0.0% (0)	0.0% (0)	17
201+	93.9% (31)	6.1% (2)	0.0% (0)	0.0% (0)	0.0% (0)	0.0% (0)	33
Feel free to elaborate if you wish...							30
answered question							226
skipped question							6


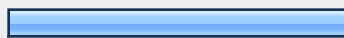


3. How many individuals from your church(es) attended Oasis 2009 as delegates (including yourself, if applicable)? Note: If you are part of a multi-church field, please give us the total number of delegates from the whole field and provide individual numbers in the space provided for comments.

		Response Percent	Response Count
0		21.2%	47
1-3		49.5%	110
4-6		19.8%	44
7-10		9.5%	21
11 or more (only if a multi-church field)		0.0%	0
Feel free to elaborate if you wish...			31
answered question			222
skipped question			10

4. How many individuals from your church(es) attended Oasis 2009 who were NOT delegates - i.e. they attended all or part of the Assembly but not as official delegates?

		Response Percent	Response Count
0		68.4%	147
1-3		26.5%	57
4-6		2.8%	6
5-7		1.4%	3
8-10		0.0%	0
11+		0.9%	2
Feel free to elaborate if you wish...			21
answered question			215
skipped question			17

5. How many people in your church/churches are actively involved at the association level of our Convention?
Note: to be "actively involved" means that they either serve on the Council of the Association or they regularly attend Association events.

		Response Percent	Response Count
0		15.1%	33
1-3		51.6%	113
4-6		21.5%	47
7-10		8.7%	19
11 or more		3.2%	7
Feel free to elaborate if you wish...			22
answered question			219
skipped question			13

6. Thinking about the way the Convention is organized and how your ministry is impacted by the resources offered, components on a scale of 1-10 where 1 represents "not at all important" and 10 represents "extremely important":





	1	2	3	4	5	6	7	8	9	10
Atlantic Baptist Mission Board (Lay Pastor Training, Ministry Grants, Conferences/retreats, etc.)	6.2% (14)	4.8% (11)	5.7% (13)	4.4% (10)	11.0% (25)	6.6% (15)	9.7% (22)	16.3% (37)	15.9% (36)	16.7% (38)
Communications (website, Convention Connection, etc.)	2.6% (6)	4.4% (10)	5.7% (13)	6.1% (14)	8.8% (20)	5.7% (13)	12.3% (28)	23.2% (53)	14.0% (32)	15.4% (35)
Convention Council	6.6% (15)	5.8% (13)	8.8% (20)	6.2% (14)	10.2% (23)	12.4% (28)	9.3% (21)	11.5% (26)	11.9% (27)	10.2% (23)
Youth & Family Department (Springforth, Tidal Impact etc.)	7.7% (17)	5.4% (12)	5.0% (11)	2.7% (6)	4.5% (10)	5.9% (13)	10.4% (23)	13.1% (29)	21.2% (47)	19.4% (43)
Oasis (Annual Convention Assembly)	6.2% (14)	3.5% (8)	3.1% (7)	7.1% (16)	8.8% (20)	8.0% (18)	12.8% (29)	14.6% (33)	16.4% (37)	18.6% (42)
Operations (Pension & Insurance, Church Treasurer Resource, etc.)	4.0% (9)	2.2% (5)	3.1% (7)	2.2% (5)	7.0% (16)	5.3% (12)	9.7% (22)	19.4% (44)	22.9% (52)	21.1% (48)
Regional Ministry (Resource for churches & pastors in the field, etc.)	4.4% (10)	4.4% (10)	4.0% (9)	3.5% (8)	8.4% (19)	9.3% (21)	9.7% (22)	12.8% (29)	19.5% (44)	21.2% (48)
Development (UIM, etc.)	4.0% (9)	4.0% (9)	6.2% (14)	4.9% (11)	9.3% (21)	12.0% (27)	13.3% (30)	19.6% (44)	12.9% (29)	10.2% (23)
Public Witness & Social Concerns (Rapha Initiative, Resources on Social Issues, etc.)	4.9% (11)	7.6% (17)	5.3% (12)	7.1% (16)	7.6% (17)	12.9% (29)	10.7% (24)	16.9% (38)	10.2% (23)	12.4% (28)

Feel free to elaborate if you v

answered que

skipped que

7. Thinking about who the CABC is, to what extent do you agree or disagree with the following statements:					
	Strongly agree	Agree	Disagree	Strongly disagree	Response Count
There is great value in being part of the wider family called the CABC.	63.5% (146)	33.0% (76)	3.5% (8)	0.0% (0)	230
Our church/organization has a good understanding of the CABC.	9.6% (22)	60.1% (137)	27.2% (62)	3.1% (7)	228
Being a member of the CABC has not significantly enhanced the effectiveness of the ministry of our church/organization.	6.6% (15)	21.7% (49)	55.8% (126)	15.9% (36)	226
Feel free to elaborate if you wish...					32
answered question					230
skipped question					2

8. Which of these terms most accurately describes your church/organization's level of connection with the CABC:			
		Response Percent	Response Count
Strongly Connected		19.2%	44
Connected		42.8%	98
Somewhat Connected		34.1%	78
Not At All Connected		3.9%	9
Feel free to elaborate if you wish...			25
answered question			229
skipped question			3

9. Thinking about resources offered by the CABC, and how they are implemented by the staff, please rate the following:					
	Strongly agree	Agree	Disagree	Strongly disagree	Response Count
Our church/organization is strongly supported by the staff and services of the CABC.	16.6% (37)	61.0% (136)	20.2% (45)	2.2% (5)	223
In the past 12 months, we have been unable to find helpful resources for our church/organization from the CABC.	4.6% (10)	16.1% (35)	64.2% (140)	15.1% (33)	218
Our church/organization has perceived a lack of support from the CABC.	1.8% (4)	13.2% (29)	65.0% (143)	20.0% (44)	220
Resources offered by the CABC have been helpful/valuable to our church/organization.	14.7% (33)	72.4% (163)	11.6% (26)	1.3% (3)	225
Feel free to elaborate if you wish...					41
answered question					226
skipped question					6

10. When considering the current structure and resources of the CABC,					
	Strongly Agree	Agree	Disagree	Strongly Disagree	Response Count
I believe the CABC is currently providing excellent service.	13.9% (30)	68.1% (147)	15.7% (34)	2.3% (5)	216
Our church/organization believes the CABC is currently providing excellent service.	5.5% (11)	65.7% (132)	24.9% (50)	4.0% (8)	201
Feel free to elaborate if you wish...					37
answered question					218
skipped question					14

11. Thinking about the services and resources currently offered by the CABC, which ones would you as an INDIVIDUAL miss if they were not there:

	Strongly agree	Agree	Disagree	Strongly disagree	N/A	Response Count
Atlantic Baptist Mission Board	24.7% (54)	53.4% (117)	13.2% (29)	2.3% (5)	6.4% (14)	219
Communications	25.0% (55)	58.2% (128)	10.9% (24)	1.8% (4)	4.1% (9)	220
Convention Council	9.7% (21)	50.5% (109)	25.0% (54)	3.7% (8)	11.1% (24)	216
Youth & Family Department	31.6% (67)	44.8% (95)	13.2% (28)	2.4% (5)	8.0% (17)	212
Oasis	35.4% (79)	45.7% (102)	12.1% (27)	2.2% (5)	4.5% (10)	223
Operations	17.8% (38)	54.5% (116)	15.5% (33)	1.9% (4)	10.3% (22)	213
Regional Ministry	39.7% (87)	34.2% (75)	15.5% (34)	5.9% (13)	4.6% (10)	219
Development	9.3% (20)	53.2% (115)	24.5% (53)	2.3% (5)	10.6% (23)	216
Public Witness & Social Concerns	16.2% (35)	53.2% (115)	20.4% (44)	3.2% (7)	6.9% (15)	216
Feel free to elaborate if you wish...						27
answered question						228
skipped question						4



12. Thinking about the services and resources currently offered by the CABC, which ones would you as a CHURCH/ORGANIZATION miss if they were not there:

	Strongly agree	Agree	Disagree	Strongly disagree	N/A	Response Count
Atlantic Baptist Mission Board	22.4% (48)	49.5% (106)	21.0% (45)	2.3% (5)	4.7% (10)	214
Communications	17.8% (38)	51.4% (110)	23.4% (50)	2.8% (6)	4.7% (10)	214
Convention Council	8.2% (17)	39.4% (82)	40.4% (84)	4.3% (9)	7.7% (16)	208
Youth & Family Department	27.7% (57)	42.2% (87)	19.9% (41)	2.9% (6)	7.3% (15)	206
Oasis	17.0% (36)	47.2% (100)	25.9% (55)	4.7% (10)	5.2% (11)	212
Operations	13.5% (28)	51.4% (107)	26.9% (56)	1.4% (3)	6.7% (14)	208
Regional Ministry	29.7% (63)	39.2% (83)	22.6% (48)	4.7% (10)	3.8% (8)	212
Development	11.1% (23)	39.9% (83)	39.4% (82)	3.8% (8)	5.8% (12)	208
Public Witness & Social Concerns	12.6% (26)	43.5% (90)	34.8% (72)	3.4% (7)	5.8% (12)	207
					Feel free to elaborate if you wish...	17
					<i>answered question</i>	221
					<i>skipped question</i>	11

13. When considering future development of the CABC, we should look at:					
	Strongly Agree	Agree	Disagree	Strongly Disagree	Response Count
Keeping the current staffing levels	24.0% (44)	51.9% (95)	21.3% (39)	2.7% (5)	183
Reducing the current staffing levels	5.8% (10)	25.6% (44)	52.9% (91)	15.7% (27)	172
Increasing the current staffing levels	12.0% (20)	25.3% (42)	52.4% (87)	10.2% (17)	166
Feel free to elaborate if you wish...					70
answered question					204
skipped question					28

14. If any, what changes in staffing structure and ministry priorities would you like to see?		Response Count
		88
answered question		88
skipped question		144

15. Our church/organization would be better served by the CABC if the following ministries were in place:		Response Count
		62
answered question		62
skipped question		170

16. When thinking about the future of the CABC, I believe that:			
		Response Percent	Response Count
Resources are available for expanding the ministries and services of the CABC.		39.8%	82
Funding for the ministries and services of the CABC is likely to shrink in the future.		60.2%	124
Feel free to elaborate if you wish...			65
<i>answered question</i>			206
<i>skipped question</i>			26

17. What suggestions do you have for the CABC that would add value to your church/organization?		
		Response Count
		64
<i>answered question</i>		64
<i>skipped question</i>		168

18. If applicable, please share one experience when a CABC staff person has provided valuable/excellent ministry to you or your church/organization:		
		Response Count
		119
<i>answered question</i>		119
<i>skipped question</i>		113